

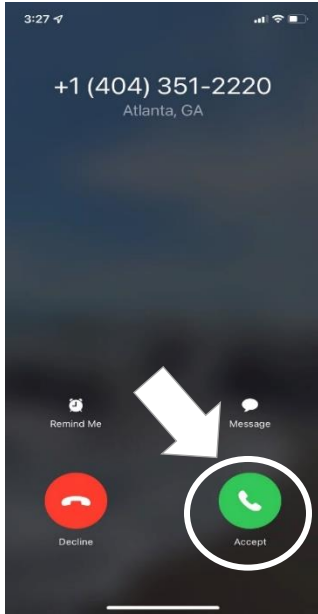


HEARING CENTER

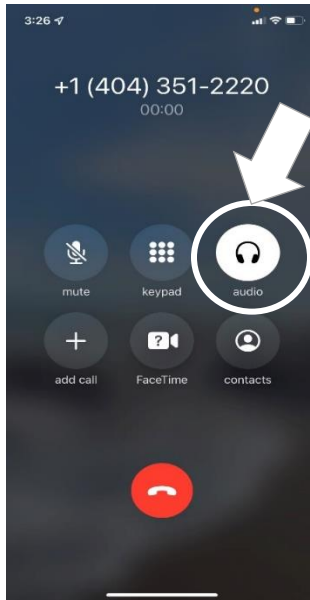
Eye Consultants of Atlanta

How to make your phone calls come out of your phone (so that you can hand your phone to somebody else) instead of having the calls go into your hearing aids:

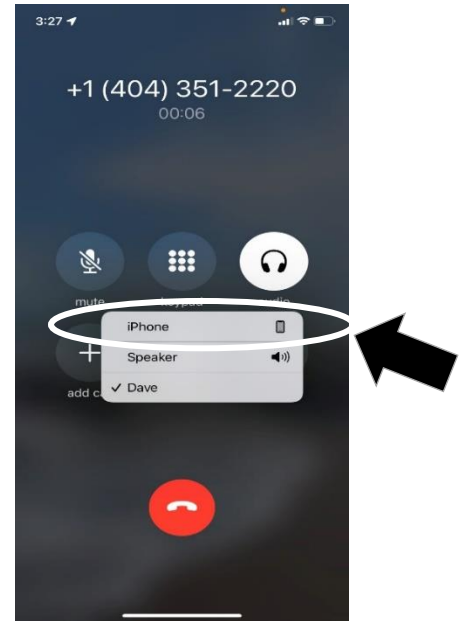
Step 1: Answer your phone



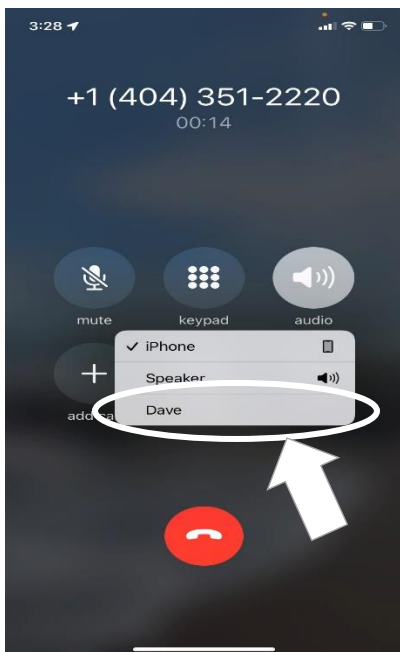
Step 2: Hit the "Audio" button



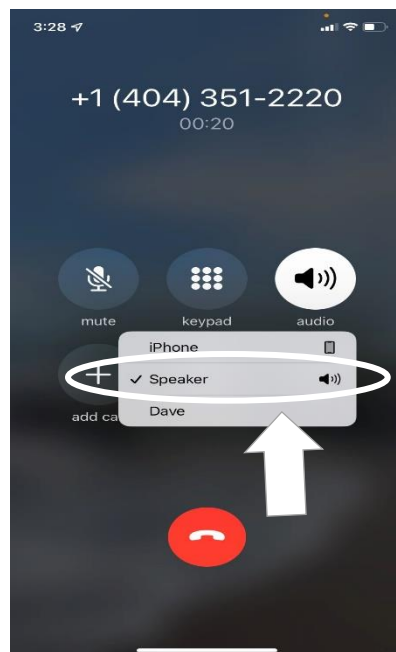
Step 3: Hit the "iPhone" option, which will move the check mark to that. This changes it so that the phone call sounds come out of your phone, instead of into your hearing aids.



Step 4: Hit the "Audio" button when you want the phone call to go back into your hearing aids, & tap on your name (check mark will move).



NOTE: If you want to use speakerphone, hit the "audio" button and hit "speakerphone".



If you can't hear the person on the phone call well, remember to push the buttons on the **SIDE** of your phone to adjust the volume!

